

HEAT LAMP & CARVING STATION & FLEXI STATION COLLECTION

- City-Lite
- Moon-Lite
- Square-Lite
- Flexi Station
- Adjustable Version



Hyperlux heat lamp and carving station are made from 18/10 stainless steel polished to high mirror finish.

With its sleek and contemporary design as well as the finest workmanship, the lamp stands out for its exquisite taste and superb quality .

The heat lamp and carving station are versatile modes of "top" heating with free portability to be widely used in buffet, banquet, and party for all occasions. Quality, functionality and durability are assured.

CITY-LITE HEAT LAMP

Design Patent No: 200630120938.3

HYPERLUX®




FEATURES:

- Mirror polished 18/10 Stainless Steel construction - Easy to maintain while providing an extending service life
- Unlike brass or chrome plated lamps, HYPERLUX heat lamps do not dent or scratch easily with no plating to peel off
- Easy lamp positioning with pivoting arms and thumb screw adjustments
- Stainless Steel lamp arms not sag with time like flexible tubing
- Easy to clean
- CE & ETL

791-220

792-220



| Specification |

Item	Description	Power Consumption	Weight (Net)	A	B	C	D (mm)
791-220	1-light Heat Lamp	220V , 50Hz , 275W	6.5 Kg	200	270	420	660
792-220	2-light Heat Lamp	220V , 50Hz , 550W	10.9 Kg	200	270	410	660

* Lamp bulb not included

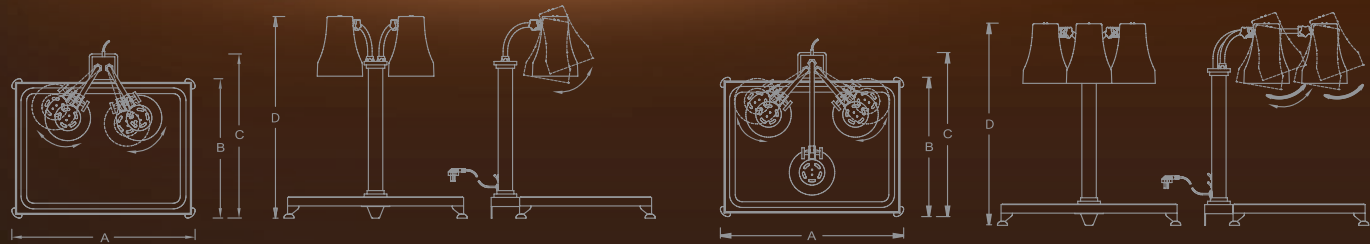
* Specifications are subject to change without prior notice

CITY-LITE CARVING STATION

Design Patent No: 200630120938.3

FEATURES:

- Mirror polished 18/10 Stainless Steel construction - Easy to maintain while providing an extending service life
- Unlike brass or chrome plated lamps, HYPERLUX heat lamps do not dent or scratch easily with no plating to peel off
- Easy lamp positioning with pivoting arms and thumb screw adjustments
- Stainless Steel lamp arms not sag with time like flexible tubing
- Removable base and reversible granite in black onyx, can be chilled for cheese or dessert
- Easy to clean
- CE & ETL



| Specification |

Item	Description	Power Consumption	Weight (Net)	A	B	C	D (mm)
793-220-2B	2-light Carving Station	220V , 50Hz , 550W	30.5 Kg	646	491	578	660
793-220G2B	**2-light Carving Station w/sneeze guard	220V , 50Hz , 550W	31.0 Kg	646	491	578	660
793-220-3B	3-light Carving Station	220V , 50HZ , 825W	33.9Kg	646	491	578	660
793-220G3B	**3-light Carving Station w/sneeze guard	220V , 50HZ , 825W	34.5 Kg	646	491	578	660

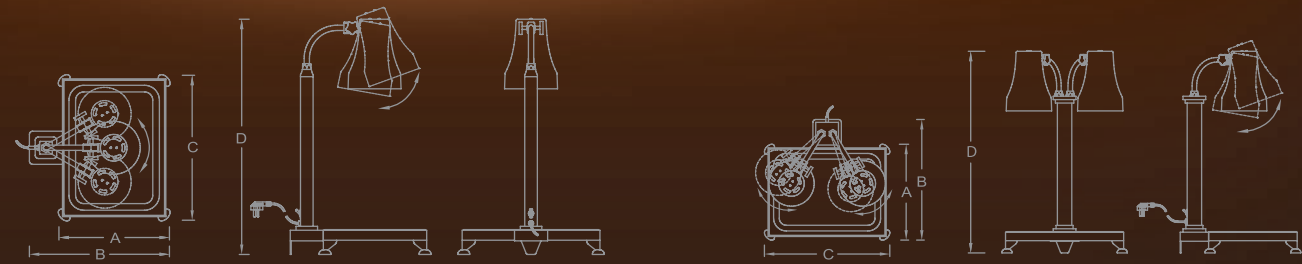
*Sneeze Guard available *Lamp bulb not included
*Specifications are subject to change without prior notice

CITY-LITE BABY CARVING STATION

Design Patent No: 200630120938.3

FEATURES:

- Mirror polished 18/10 Stainless Steel construction - Easy to maintain while providing an extending service life
- Unlike brass or chrome plated lamps, HYPERLUX heat lamps do not dent or scratch easily with no plating to peel off
- Easy lamp positioning with pivoting arms and thumb screw adjustments
- Stainless Steel lamp arms not sag with time like flexible tubing
- Removable base and reversible granite in black onyx, can be chilled for cheese or dessert
- Easy to clean
- CE & ETL



| Specification |

Item	Description	Power Consumption	Weight (Net)	A	B	C	D (mm)
791-220-1B	1-light Carving Station	220V , 50Hz , 275W	14.5 Kg	340	415	445	660
791-220G1B	**1-light Carving Station w/sneeze guard	220V , 50Hz , 275W	15.0 Kg	340	415	445	660
792-220-2B	2-light Carving Station	220V , 50HZ , 550W	18.9 Kg	340	415	445	660
792-220G2B	**2-light Carving Station w/sneeze guard	220V , 50HZ , 550W	19.5 Kg	340	415	445	660

*Sneeze Guard available *Lamp bulb not included
*Specifications are subject to change without prior notice

MOON-LITE[®]

HEAT LAMP



- FEATURES:**
- Mirror polished 18/10 Stainless Steel construction - Easy to maintain while providing an extending service life
 - Unlike brass or chrome plated lamps, HYPERLUX heat lamps do not dent or scratch easily with no plating to peel off
 - Easy lamp positioning with pivoting arms and thumb screw adjustments
 - Stainless Steel lamp arms not sag with time like flexible tubing
 - Easy to clean
 - CE & ETL



792N-220



791N-220



| Specification |

Item	Description	Power Consumption	Weight (Net)	A	B	C	D (mm)
791N-220	1-light Heat Lamp	220V , 50Hz , 275W	6.5 Kg	200	270	420	670
792N-220	2-light Heat Lamp	220V , 50HZ , 550W	10.9 Kg	200	270	410	670

* Lamp bulb not included
* Specifications are subject to change without prior notice



MOON-LITE

CRAVING STATION

FEATURES:

- Mirror polished 18/10 Stainless Steel construction - Easy to maintain while providing an extending service life
- Unlike brass or chrome plated lamps, HYPERLUX heat lamps do not dent or scratch easily with no plating to peel off
- Easy lamp positioning with pivoting arms and thumb screw adjustments
- Stainless Steel lamp arms not sag with time like flexible tubing
- Removable base and reversible granite in black onyx, can be chilled for cheese or dessert
- Easy to clean
- CE & ETL



| Specification |

Item	Description	Power Consumption	Weight (Net)	A	B	C	D (mm)
793N220-2B	2-light Carving Station	220V , 50Hz , 550W	30.5 Kg	646	491	578	670
793N220G2B	**2-light Carving Station w/sneeze guard	220V , 50Hz , 550W	31.0 Kg	646	491	578	670
793N220-3B	3-light Carving Station	220V , 50HZ , 825W	33.9 Kg	646	491	578	670
793N220G3B	**3-light Carving Station w/sneeze guard	220V , 50HZ , 825W	34.5 Kg	646	491	578	670

**Sneeze Guard available *Lamp bulb not included
*Specifications are subject to change without prior notice

MOON-LITE

BABY CRAVING STATION



FEATURES:

- Mirror polished 18/10 Stainless Steel construction - Easy to maintain while providing an extending service life
- Unlike brass or chrome plated lamps, HYPERLUX heat lamps do not dent or scratch easily with no plating to peel off
- Easy lamp positioning with pivoting arms and thumb screw adjustments
- Stainless Steel lamp arms not sag with time like flexible tubing
- Removable base and reversible granite in black onyx, can be chilled for cheese or dessert
- Easy to clean
- CE & ETL



| Specification |

Item	Description	Power Consumption	Weight (Net)	A	B	C	D (mm)
791N220-1B	1-light Carving Station	220V , 50Hz , 275W	14.5 Kg	340	415	445	670
791N220G1B	**1-light Carving Station w/sneeze guard	220V , 50Hz , 275W	15.0 Kg	340	415	445	670
792N220-2B	2-light Carving Station	220V , 50HZ , 550W	18.9 Kg	340	415	445	670
792N220G2B	**2-light Carving Station w/sneeze guard	220V , 50HZ , 550W	19.5 Kg	340	415	445	670

**Sneeze Guard available *Lamp bulb not included
*Specifications are subject to change without prior notice

SQUARE-LITE

HEAT LAMP

HYPERLUX®



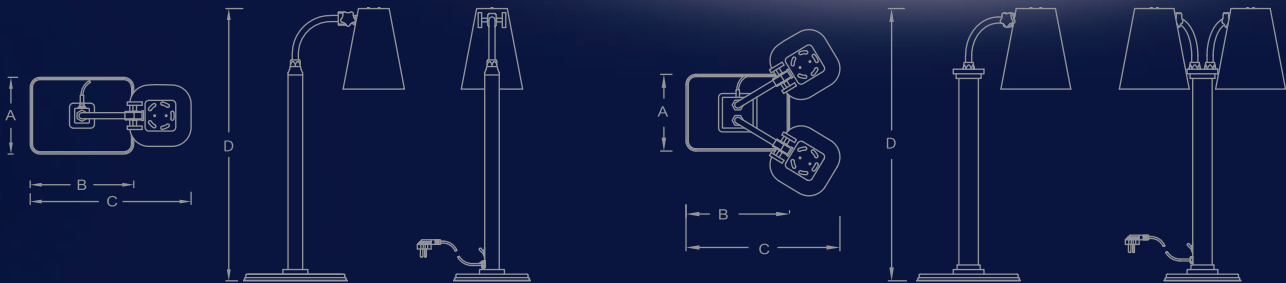
- FEATURES:**
- Mirror polished 18/10 Stainless Steel construction - Easy to maintain while providing an extending service life
 - Unlike brass or chrome plated lamps, HYPERLUX heat lamps do not dent or scratch easily with no plating to peel off
 - Easy lamp positioning with pivoting arms and thumb screw adjustments
 - Stainless Steel lamp arms not sag with time like flexible tubing
 - Easy to clean
 - CE & ETL



791Q-220



792Q-220



Specification

Item	Description	Power Consumption	Weight (Net)	A	B	C	D (mm)
791Q-220	1-light Heat Lamp	220V , 50Hz , 275W	6.5 Kg	200	270	420	660
792Q-220	2-light Heat Lamp	220V , 50HZ , 550W	10.9 Kg	200	270	435	660

**Lamp bulb not included
Specifications are subject to change without prior notice

SQUARE-LITE CARVING STATION

FEATURES:

- Mirror polished 18/10 Stainless Steel construction - Easy to maintain while providing an extending service life
- Unlike brass or chrome plated lamps, HYPERLUX heat lamps do not dent or scratch easily with no plating to peel off
- Easy lamp positioning with pivoting arms and thumb screw adjustments
- Stainless Steel lamp arms not sag with time like flexible tubing
- Removable base and reversible granite in black onyx, can be chilled for cheese or dessert
- Easy to clean
- CE & ETL



| Specification |

Item	Description	Power Consumption	Weight (Net)	A	B	C	D (mm)
793Q220-2B	2-light Carving Station	220V , 50Hz , 550W	30.5 Kg	646	491	578	660
793Q220G2B	**2-light Carving Station w/sneeze guard	220V , 50Hz , 550W	31.0 Kg	646	491	578	660
793Q220-3B	3-light Carving Station	220V , 50HZ , 825W	33.9 Kg	646	491	578	660
793Q220G3B	**3-light Carving Station w/sneeze guard	220V , 50HZ , 825W	34.5 Kg	646	491	578	660

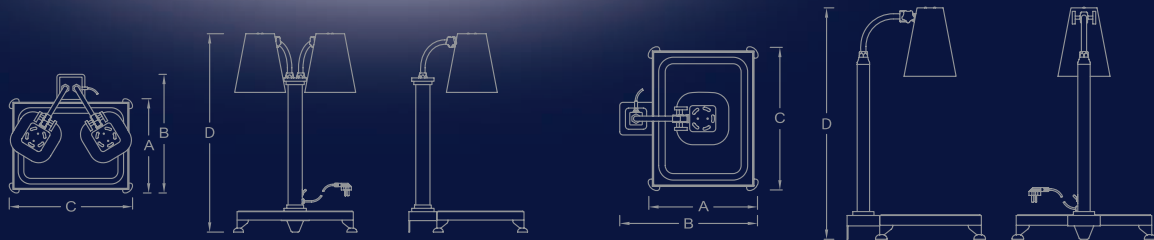
*Sneeze Guard available *Lamp bulb not included
*Specifications are subject to change without prior notice

SQUARE-LITE BABY CARVING STATION



FEATURES:

- Mirror polished 18/10 Stainless Steel construction - Easy to maintain while providing an extending service life
- Unlike brass or chrome plated lamps, HYPERLUX heat lamps do not dent or scratch easily with no plating to peel off
- Easy lamp positioning with pivoting arms and thumb screw adjustments
- Stainless Steel lamp arms not sag with time like flexible tubing
- Removable base and reversible granite in black onyx, can be chilled for cheese or dessert
- Easy to clean
- CE & ETL



| Specification |

Item	Description	Power Consumption	Weight (Net)	A	B	C	D (mm)
791Q220-1B	1-light Carving Station	220V , 50Hz , 275W	14.5 Kg	340	415	445	660
791Q220G1B	**1-light Carving Station w/sneeze guard	220V , 50Hz , 275W	15.0 Kg	340	415	445	660
792Q220-2B	2-light Carving Station	220V , 50HZ , 550W	18.9 Kg	340	415	445	660
792Q220G2B	**2-light Carving Station w/sneeze guard	220V , 50HZ , 550W	19.5 Kg	340	415	445	660

*Sneeze Guard available *Lamp bulb not included
*Specifications are subject to change without prior notice

HEAT LAMP, CARVING STATION & FLEXI STATION ADJUSTABLE VERSION

HYPERLUX®



*ADJUSTABLE VERSION applies to all models of Heat Lamp, Carving Station & Flexi Station

AMAZON CARVING STATION

HYPERLUX®



Adjustable version available for all models

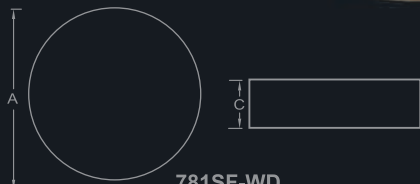


65-793-WD




65-793-WD

781SF-WD



781SF-WD



781SF

| Specification |

Item	Description	A	B	C	D	D (mm)
65-793-WD	Wooden Carving Board for 793	610	450	70	660	-
781SF-WD	Round Wooden Carving Board for 781SF	ø457	-	76	660	-
781SF	Centerpiece	535	539	644	84	185

781SF-WD

781SF



791-220A

Adjustable height: 10cm
Turn the knob to adjust up & down

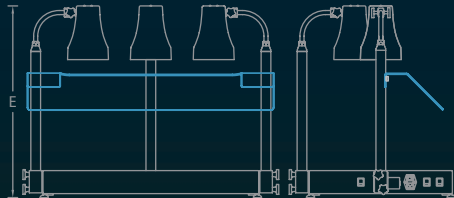
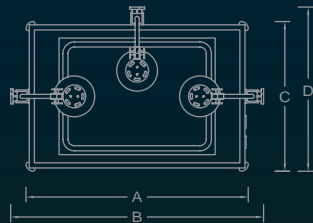
FLEXI STATION

MULTI-PURPOSE WARMER & CARVING STATION W/HEATED BASE

Design Patent No: 0900836.2

FEATURES:

- Two heating sources: heat lamp and heated base with temperature regulator
- Served as carving station and food warmer
- Easy “plug and play” installation
- Intelligent temperature controller
- Granite carving board included
- Fits for 2xGN1/1 & 1xGN2/4 food pan (porcelain and S/S)
- 18/10 stainless steel, high mirror finish
- CE & ETL



| Specification |

Item	Description	Power Consumption	Weight (Net)	A	B	C	D	E (mm)
795-220-3N	3-light Flexi Station	220V , 50Hz , 1625W	50 Kg	870	989	586	642	750
795-220G3N	3-light Flexi Station w/Sheeze Guard							

• Heated Base Temperature Setting Range: 0 ~ 60°C

*Lamp bulb not included
*Specifications are subject to change without prior notice

BABY FLEXI STATION

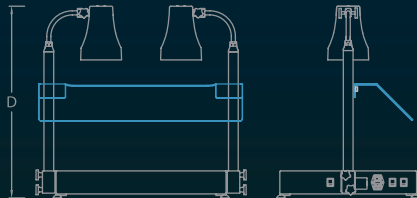
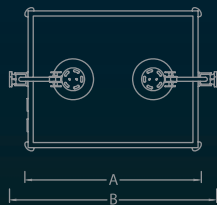
MULTI-PURPOSE WARMER & CARVING STATION W/HEATED BASE



Design Patent No: 0900836.2

FEATURES:

- Two heating sources: heat lamp and heated base with temperature regulator
- Served as carving station and food warmer
- Easy “plug and play” installation
- Intelligent temperature controller
- Granite carving board included
- Fits for 2xGN1/1 food pan (porcelain and S/S)
- 18/10 stainless steel, high mirror finish
- CE & ETL



| Specification |

Item	Description	Power Consumption	Weight (Net)	A	B	C	D (mm)
794-220-2N	2-light Flexi Station	220V , 50Hz , 1350W	36 Kg	690	810	560	750
794-220G2N	2-light Flexi Station w/Sheeze Guard						

• Heated Base Temperature Setting Range: 0 ~ 60°C

*Lamp bulb not included
*Specifications are subject to change without prior notice



65-FSGN-L (big)
64 x 51cm

65-FSGN-S (small)
16 x 51cm



Granite carving board



65-HL-250W



65-HL-250R
250w light bulb
• infrared
• double reflector system
• splash water resistant



Stackable




65-FSP11
1/1 porcelain food pan
53 x 33 x 6.5cm



65-FSS11
1/1 S/S food pan
53 x 33 x 6.5cm



65-FSP42
2/4 porcelain food pan
53 x 16.5 x 6.5cm



65-FSS42
2/4 S/S food pan
53 x 16.5 x 6.5cm



65-FSP12
1/2 porcelain food pan
26.5 x 33 x 6.5cm



65-FSS12
1/2 S/S food pan
26.5 x 33 x 6.5cm



65-FSS14
1/4 S/S food pan
26.5 x 16.5 x 6.5cm

